






# HAT2375 Rotary Draw Bender

## Product Images

---





## Description

---

Edwards is proud to introduce our NEWEST Powerlink Hydraulic Tool, a Rotary Draw Bender. The HAT2375, is an innovative dual cylinder, rotary draw style bender, producing up to a 180° bend in one stroke. The open style drop on tooling makes changing dies simple and bending even easier eliminating the need to reset and re-pin the die mid-bend. An adjustable auto stop controls when your bend is complete improving precision, saving time, and maximizing your production capabilities. The heavy-duty mobile cart allows for easy movement around your shop. The HAT2375 is the perfect addition to your Ironworker with PowerLink System expanding your tube and pipe fabrication. Things to know before purchase: All capacities based on A53 grade A (mild steel) 48,000 psi tensile materials; heavy wall and high tensile materials may reduce machine capacity. Consult Edwards Manufacturing to review material specifications.

## Additional Information

Stock Number	ED1-61
Aluminum Pipe Schedule 40	2-1/2" (.156")
Center Line Radius (In.)	8
Chromoly Round Tube Wall	2" (.1/8")
Input Power	230V 1 or 3 Phase
Minimum Center line Radius	1/2"
Minimum OD	0.25
Prop 65	Cancer and Reproductive Harm
Round Capacity (Mild Steel) (In.)	1
Round Pipe Sch. 40 Capacity (In.)	2
Round Tube Capacity (In.)	2-1/2
Square Tube Capacity (In.)	2" (.125)
Degree Of Bend	180